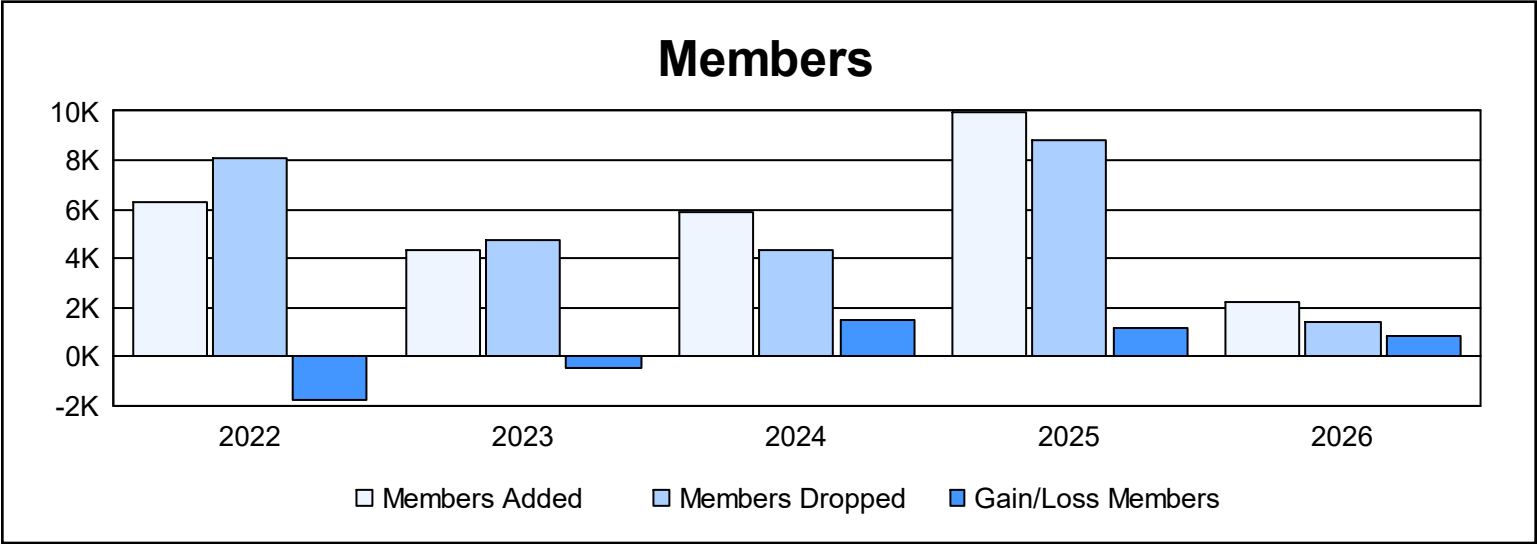
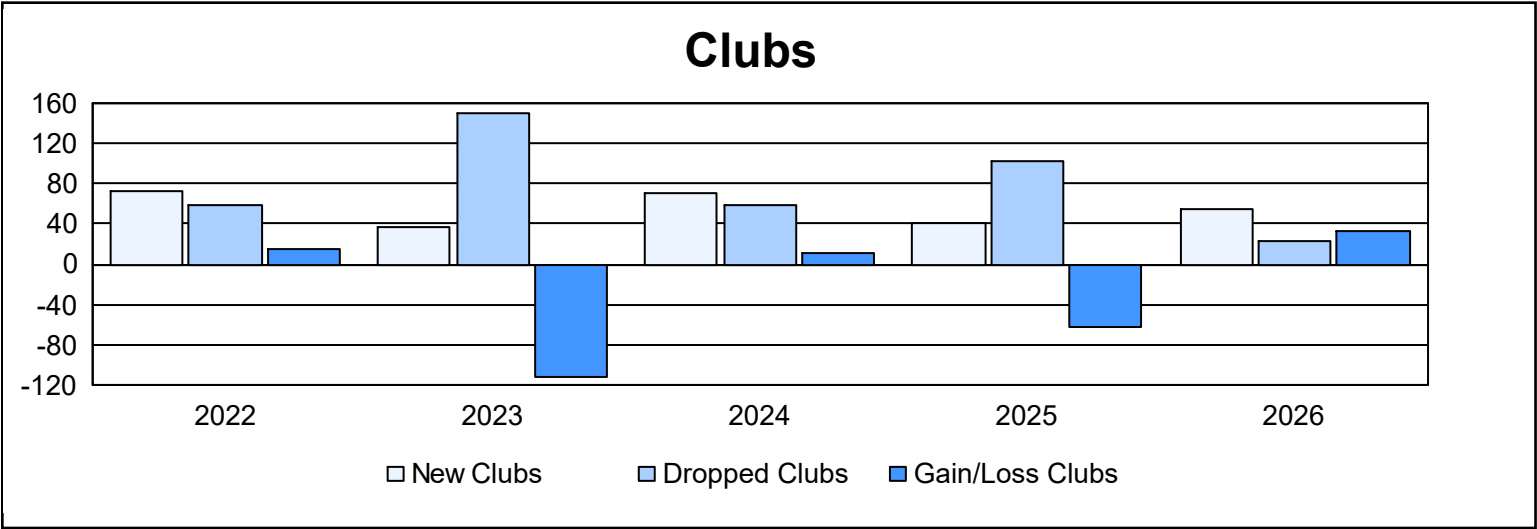
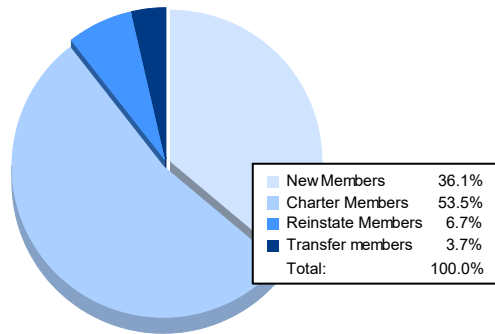


Year	New Clubs	Dropped Clubs	Gain/ Loss Clubs	New Members	Charter Members	Reinstate Members	Transfer Members	Total Member Added	Total Members Dropped	Gain/ Loss Members
2021-2022	73	58	15	3,584	2,183	249	309	6,325	8,078	-1,753
2022-2023	37	149	-112	2,357	1,313	446	185	4,301	4,779	-478
2023-2024	70	58	12	3,490	1,877	334	161	5,862	4,344	1,518
2024-2025	40	102	-62	6,219	993	879	1,859	9,950	8,821	1,129
2025-2026	54	22	32	812	1,203	151	84	2,250	1,427	823
Average	55	78	-23	3,292	1,514	412	520	5,738	5,490	248



Membership Composition September 2025 Cumulative



Gender Composition September 2025 Cumulative

